



Grade 1 Weekly Plan

Feb 23-27

SPECIAL ANNOUNCEMENTS

Please check your emails and your child's backpack daily 😊

Remember to:

Log in to Raz-Kids at home to practice reading.

Log in to IXL at home to practice math and ELA concepts.

Please access the 'Resources' section of this document and click on the blue links so that your child may practice the relevant skills daily.






















Behavior Think Sheets: please make sure to sign and return any behavior think sheets that are sent home with your child the following day to the BC Homeroom Teacher. Please see the form on the think sheet and fill out accordingly. We appreciate you taking the time to read the teacher's comments and support your child with reflecting on their behavior at home. Teacher's will send an email to inform parents if there is a Think Sheet being sent home with your child.

Assessments

School Wide Write Assessment: Procedural Text (Wednesday 26th & Thursday 27th Feb)

Sight Word List 4A: Spelling Test (Thursday 27th Feb)

Subject	Learning Objective	Resources
<p>Phonics</p>	<p>The students will view and practice sound cards.</p> <p>Jolly Phonics sounds focus this week: Week 1: ay, oy, the alphabet ea as ee, b, d Week 2: y and igh as ie, r,n,m,h ow as oa and ou Week 3: ir and ur as er, tall (sky) letters ew as ue, letters with tails (dirt letters) Week 4: aw, au, al as o, EZSVWX Review Book 2</p> <p>Read Alouds and Story Maps: Discussing characters, settings, problem and solution</p> <p>Sight Word List 4A Spelling Test for Sight Word List 4A: Thursday, February 27th</p> <p>Please make sure your child practices spelling and writing the 10 words orally and on paper.*</p>	<p>Sound Card Video</p> <p>Jolly Phonics Book 1</p> <p>Jolly Phonics Book 2</p> <p>Jolly Phonics Book 3</p> <p>Story Maps</p>
<p>Reading</p>	<p>Teachers will focus on Guided reading & Sight words</p> <p>The students will continue listening to Read Alouds and begin to understand characteristics of a good reader. Students will also use various graphic organizers to show their understanding of story elements and character traits.</p> <p>Plus teacher's choice of Read Aloud</p> <p>Ongoing: Letter ID & Letter Sound Assessments PM Assessments Vocabulary: "Good Readers", concepts of print, front cover, back cover, spine, words, spaces, sentences, characters, setting, problem,solution, storyboard (comic strip)</p>	<p>Fiction v. Nonfiction books</p> <p>RazKids</p> <p>IXL</p>

<p>Writing</p>	<p>Review Grammar: Parts of Speech (Nouns, Verbs, Adjectives, Adverbs)</p> <p>“How to” Procedural Writing</p> <ul style="list-style-type: none"> • Use transition words to write a procedural text. • Transition Words: first, next, then, last <p>Ongoing: 5 Star Writing</p> <p style="text-align: center;">5 Star Writing</p> <table border="1" data-bbox="493 512 1162 779"> <tr> <td style="text-align: center;"></td> <td>Capital letter to start my sentence. → I see a dog.</td> </tr> <tr> <td style="text-align: center;"></td> <td>Punctuation to end my sentence. Where is the dog? ↘</td> </tr> <tr> <td style="text-align: center;"></td> <td>Use finger spaces. The dog is brown.</td> </tr> <tr> <td style="text-align: center;"></td> <td>Use neat handwriting & phonemic spelling. K k </td> </tr> <tr> <td style="text-align: center;"></td> <td>My sentence makes sense. </td> </tr> </table>		Capital letter to start my sentence. → I see a dog.		Punctuation to end my sentence. Where is the dog? ↘		Use finger spaces. The dog is brown.		Use neat handwriting & phonemic spelling. K k 		My sentence makes sense. 	<p>Grammar Book</p> <p>What is a noun?</p> <p>What is a verb?</p> <p>What is an adjective?</p> <p>Procedural Text - Recipe</p>
	Capital letter to start my sentence. → I see a dog.											
	Punctuation to end my sentence. Where is the dog? ↘											
	Use finger spaces. The dog is brown.											
	Use neat handwriting & phonemic spelling. K k 											
	My sentence makes sense. 											
<p>Math</p>	<p>This week: Subtraction within 10</p> <p>Review: Word problems to 20</p> <ul style="list-style-type: none"> • Place value • Doubles plus one • Adding doubles • Addition within 10 • Number Sense • How many more & fewer • Comparing within 10 • First, last, and in between • Before, after, and in between • Ordinal numbers 	<p>Friends of 10</p> <p>Place Value</p> <p>Patterns</p> <p>Word</p> <p>Problems Add & Sub</p>										
<p>Socials/ Science</p>	<p>The students will learn about states of matter: solids, liquids and gases.</p>											